

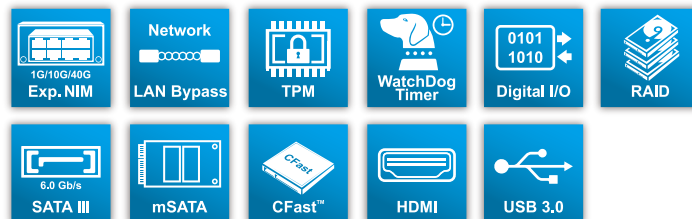
ANR-C236N1- S1D00

Networking 1U Rackmount Intel® PCH C236 + Skylake Platform, 1 Exp. NIM, 12 GbE LANs



Features

- Intel® C236 Platform
- Intel® Xeon® E3-1200 Family v5
- Intel® 6th Gen CPU Skylake-S Core™ i7/i5/i3/Pentium
- 4 x UDIMM DDR4-2400, ECC/non-ECC, (up to 64GB)
- 1 x Exp. NIM (1G/10G/40G Fiber/Copper/LAN Bypass)
- 12 x GbE Copper (4-pair bypass) & 1 Mgmt. port
- 2 x 2.5" Hot-swappable (RAID 0/1), 1 x mSATA & 1 x CFAST
- 3 x Smart cooling fan



Others

Battery	Lithium Battery, 3V 220mAH (CR2032)
Hardware Monitoring	CPU Volt. CPU & SYS Temp. FAN Speeds
Security & Mgmt.	TPM 1.2 (default) / 2.0 (Optional) IPMI 2.0 Compliance (by project) Chassis Intrusion Detection

Power Requirement

Power Requirement	Single ATX PSU 250W 100-240VAC
-------------------	--------------------------------

Software

OS Support	Linux Kernel 4.4 or above, (64-bit)
------------	-------------------------------------

Mechanical & Environment

Dimensions	440 (W) x 44 (H) x 500 (D) mm
Operating Temp.	0~ 40°C (32~104°F)
Storage Temp.	-20~80°C (-4~176°F)
Relative Humidity	0 to 90% @40°C, non-condensing
Certifications	CE, FCC Class A, RoHS 2, cULus

Model Name

ANR-C236N1-S1D00	Networking 1U Rackmount, Intel® C236 PCH + Skylake platform, .1x Exp. NIM (1G/10G/40G, Fiber/Copper/LAN Bypass) .12x GbE LANs (4-pair bypass) + 1x Mgmt. .Single PSU,
------------------	-----------------------------------------------------------------------------------------------------------------------------------------------------------------------------------

Specification

System

CPU	Intel® Xeon® E3-1275/1225/1268L v5 Intel® 6 th Gen CPU Skylake-S Core™ i7-6700(TE) Intel® 6 th Gen CPU Skylake-S Core™ i5-6500 Intel® 6 th Gen CPU Skylake-S Core™ i3-6100(TE) Intel® 6 th Gen CPU Skylake-S Pentium™ G4400
Chipset	Intel® PCH C236
Memory	4 x 288-pin UDIMM DDR4-2400, ECC/non-ECC, (up to 64GB)
BIOS	AMI
WatchDog Timer	Software programmable 0~255 sec.

Video

Video Interface	HDMI 1.4
-----------------	----------

Ethernet

Chipset	Intel® I210/I350 (10/100/1000Mbps), LAN[1:8] / LAN[9:12]
Connector	12x GbE Copper (RJ-45)
LAN bypass	4-pair

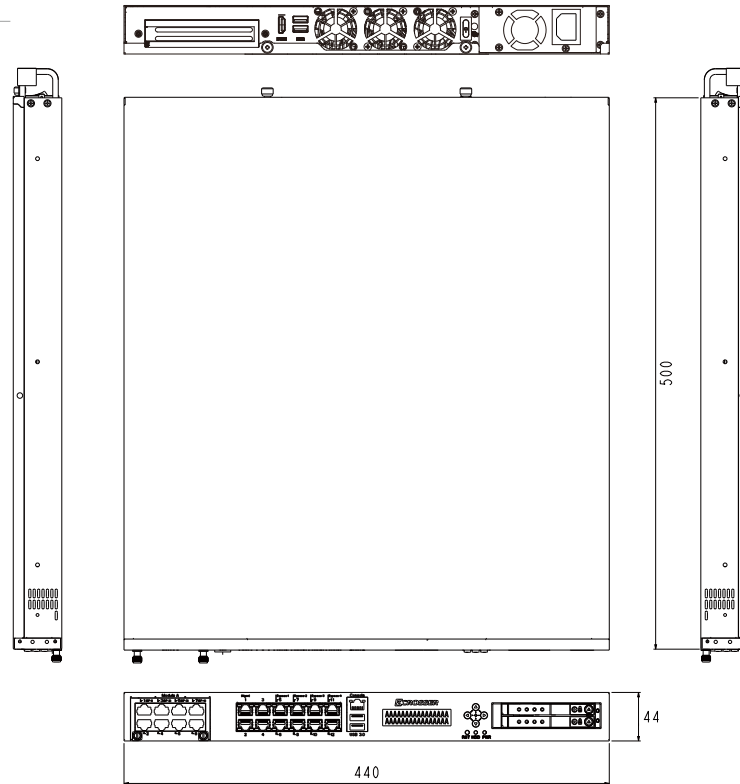
Storage

HDD Bay	2 x 2.5" SATA-III Hot-swappable (S/W RAID 0/1)
mSATA	1 x mSATA socket (support full-size module)
CFAST	1 x CFAST socket


I/O

Console port	1 x Serial console (RJ-45)
USB port	2 x USB 3.0 (front-side) 2 x USB 2.0 (rear-side)
LCM	16 x 2 characters LCM with 4-key button
GPIO	8-bit GPIO (4-In, 4-Out), on-board pin header
Exp. NIM	1 x Exp. NIM (1G/10G/40G, Fiber/Copper/LAN Bypass)
Exp. PCIe slot	1 x Exp. PCIe slot
OPMA slot	1 x OPMA slot (for IPMI 2.0 module, by project)

Dimensions



I/O Connectors



Packing List

- ANR-C236N1 series system x 1
- SATA cable x 2
- CD utility x 1
- Console cable (RJ-45 to DB9) x 1
- USA / EU / JPN / UK / AS / NZS / SA / India power cord x 1
- Rack bracket x 1
- Box packing x 1
- Screw for bracket (for rack + HDD bracket) x 14

Ordering Information

ANR-C236N1-S1D00 Networking 1U Rackmount w/ Intel® C236 PCH, 1 Exp. NIM, 12 GbE LANs + 1 Mgmt., Single PSU