

ACC-NM1Z1-01F4

Exp. Networking Interface Module

- *Intel® i350-AM4 Ethernet Controller*
- *4x GbE SFP*

User Manual

Acrosser Technology Co., Ltd.
www.acrosser.com

Disclaimer

For the purpose of improving reliability, design and function, the information in this document is subject to change without prior notice and does not represent a commitment on the part of Acrosser Technology Co., Ltd.

In no event will Acrosser Technology Co., Ltd. be liable for direct, indirect, special, incidental, or consequential damages arising out of the use or inability to use the product or documentation, even if advised of the possibility of such damages.

Copyright

This document contains proprietary information protected by copyright. All rights are reserved. No part of this manual may be reproduced by any mechanical, electronic, or other means in any form without prior written permission of Acrosser Technology Co., Ltd.

Trademarks

The product names appear in this manual are for identification purpose only. The trademarks and product names or brand names appear in this manual are the property of their respective owners.

Purpose

This document is intended to provide the information about the features and use of the product.

Audience

The intended audiences are technical personnel, not for general audiences.

Ver: 100-001

Date: Jul. 12, 2017

To read this User Manual on your smart phone, you will have to install an APP that can read PDF file format first. Please find the APP you prefer from the APP Market.

Table of Contents

1. Introduction	5
1.1. Specifications	5
1.2. Layout & Dimension	6
1.3. System Insertion.....	7
1.4. System Extraction.....	8
1.5. Connectors/Indicators Pin/Color Definition.....	9
2. FAQ	10
Q 1. Where can I find the serial number of this product?	10

This page intentionally left blank.

1. Introduction

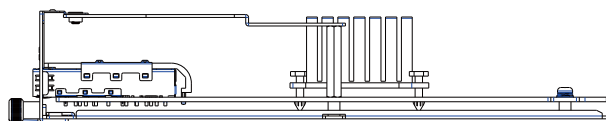
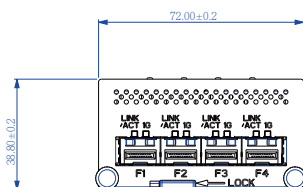
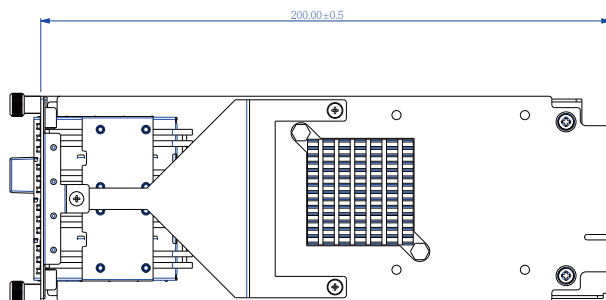
The ACC-NM1Z1-10F4 is a 4-port GbE LAN module designed for networking applications.

1.1. Specifications

LAN Controller	• Intel i350-AM4
LAN Port	• 4x SFP
OS Support	• Linux Kernel 4.4 & above, (64-bit)
Dimension	• 72.0 mm(W) x 38.8 mm(H) x 200.0 mm(D)
Storage Temperature	• -20 ~ 80°C (-4 ~ 176°F)
Relative Humidity	• 0 ~ 90% @40°C, non-condensing

1.2. Layout & Dimension

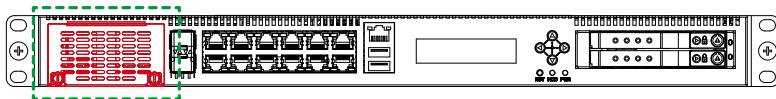
(Unit: mm)



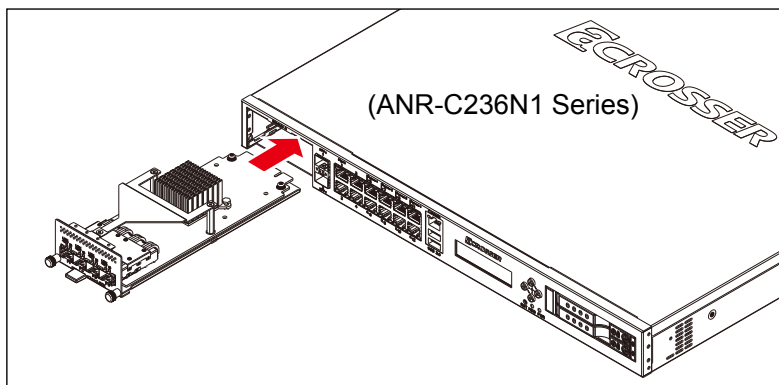
1.3. System Insertion

To install the LAN module into the ANR-C236N1 system:

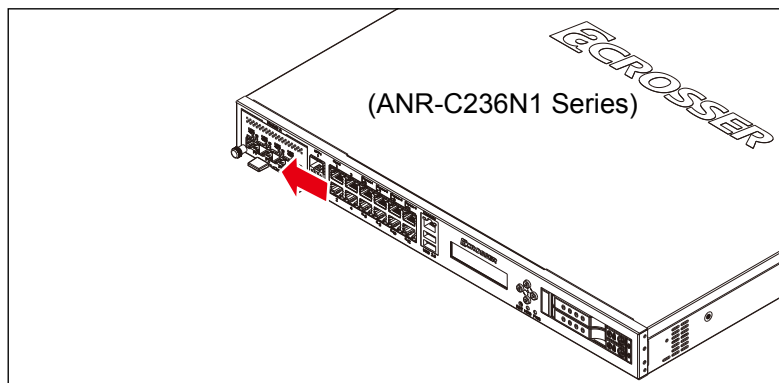
Step 1: Remove the plate that originally covers the **Module A** slot on ANR-C236N1 system.



Step 2: Insert the LAN module into the **Module A** slot on ANR-C236N1 system.



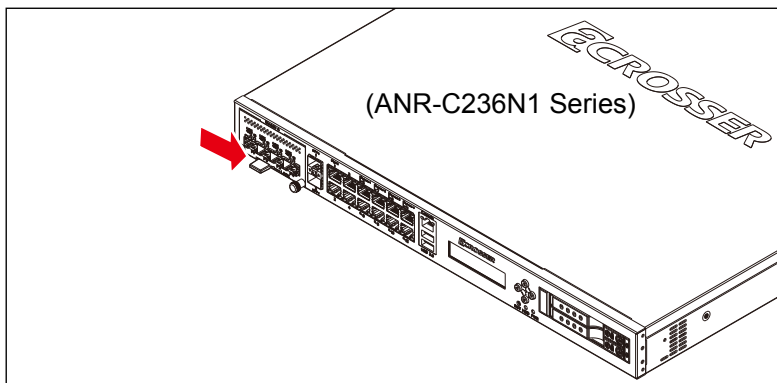
Step 3: Push the locker left to lock the board into system.



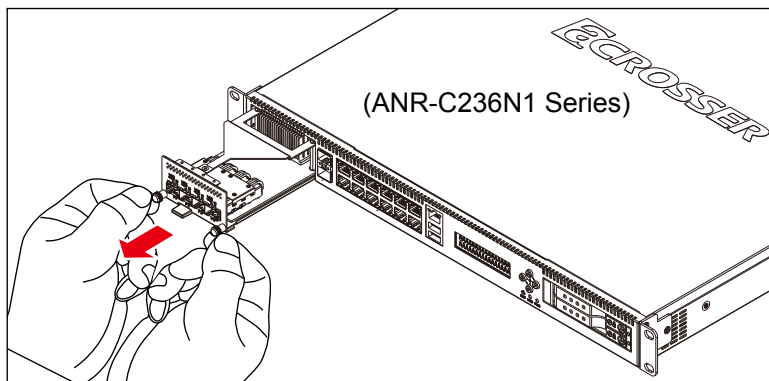
1.4. System Extraction

To uninstall the LAN module from the ANR-C236N1 system:

Step 1: Push the locker right to loosen the board.

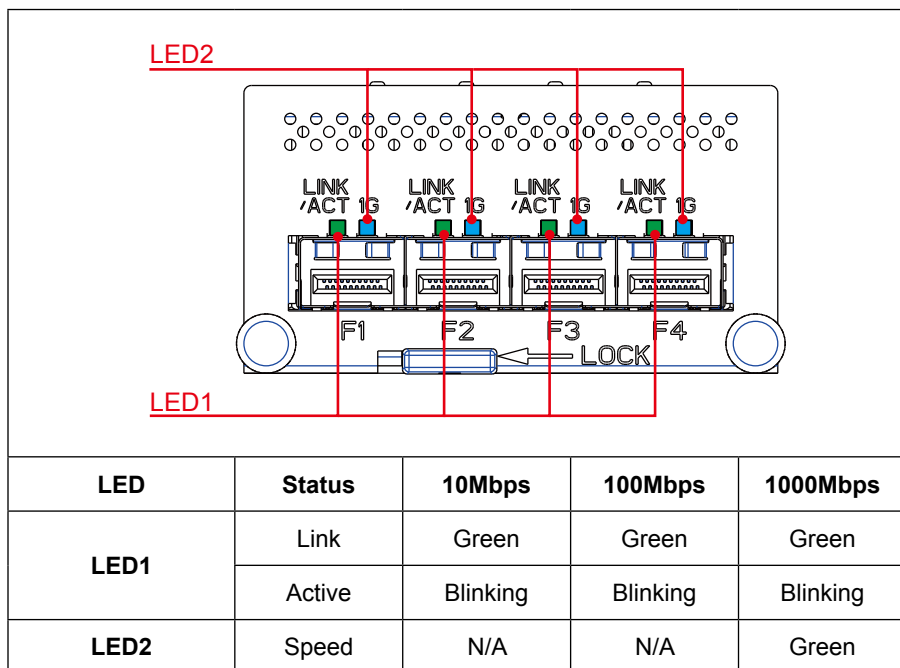


Step 2: Grab both knobs of the LAN module. Carefully pull the board out of the slot. Do not drop the board.



1.5. Connectors/Indicators Pin/Color Definition

SFP Connectors



2. FAQ

Q 1. *Where can I find the serial number of this product?*

- The serial number (S/N) is a label printed with alpha-numeric character. You can find the S/N label on the bottom of this product or on its packing box.

Technical Support Form

We deeply appreciate your purchase of Acrosser products. Please find the “**tech_form.doc**” file in our utility CD. If you have any questions or problems about Acrosser products, please fill in the following information. We will answer your questions in the shortest time possible.

Describe Your Info and Acrosser System Info

- Your Company Name: _____
- Your Contact Info: _____ Phone Number: _____
- Your E-Mail Address: _____
- Your Company Address: _____

- Acrosser Model Name: _____
- Acrosser Serial Number: _____

Describe System Configuration

- CPU Type: _____
- Memory Size: _____
- Storage Device (e.g. HDD, CF, or SSD): _____
- Additional Peripherals (e.g. Graphic Card): _____
- Operating System & Version (e.g. Windows 7 Embedded): _____
- Special API or Driver: _____
(If yes, please provide it for debug.)
- Running Applications: _____
- Others: _____

Describe Your Problems or Questions:

Send the above information to one of the following Acrosser contacts:

- Acrosser Local Sales Representative
- Acrosser Authorized Sales Channels
- Acrosser Inquiry --- <http://www.acrosser.com/inquiry.html>
- Acrosser FAX Number --- 886-2-29992887

To Make Your **Embedded** Idea a Reality



Acrosser Headquarters

241新北市三重區光復路一段61巷26號10樓
10F., No.26, Ln. 61, Sec. 1, Guangfu Rd.,
Sanchong Dist., New Taipei City 241, Taiwan
(R.O.C.)

TEL: +886-2-29999000

FAX: +886-2-29992887 / +886-2-29993960

Acrosser Taichung Office

414台中市烏日區僑仁街8號10樓之1
10F.-1, No.8, Qiaoren St., Wuri Dist.,
Taichung City 414, Taiwan (R.O.C.)

TEL: +886-4-2337-0715

FAX: +886-4-2337-3422

Acrosser China Subsidiary

深圳市欣扬通电子有限公司

深圳市福田区车公庙泰然九路21号

皇冠科技园3栋2楼 (邮编: 518040)

2F., 3rd Building, Crown Science Park, No. 21,
Tai-Ran 9th Rd., Che Gong Miao, Futian Dist.,
Shenzhen, China (Postal: 518040)

TEL: +86-755-83542210

FAX: +86-755-83700087

Acrosser Nanjing Office

欣扬通电子有限公司 南京办事处

江苏省南京市江宁区天元东路228号504室

(邮编: 211100)

Room 504, No. 228, Tian Yuan East Rd., Jiang
Ning Dist., Nanjing City, Jiangsu Province, China
(Postal: 211100)

Mobile: 13611932003

TEL: +86-025-86137002

FAX: +86-025-86137003

Acrosser Beijing Office

欣扬通电子有限公司 北京办事处

北京市昌平区沙河镇沙阳路巩华新村8号楼2单元
1403室 (邮编: 102206)

Room 1403, Unit 2, Building 8, Gonghua Village,
Shahe Town, Changping District, Beijing, China
(Postal: 102206)

Mobile: 13311317329

Acrosser USA Inc.

11235 Knott Ave. Suite A, Cypress, CA 90630, USA

Toll Free: +1-866-401-9463

TEL: +1-714-903-1760

FAX: +1-714-903-5629